

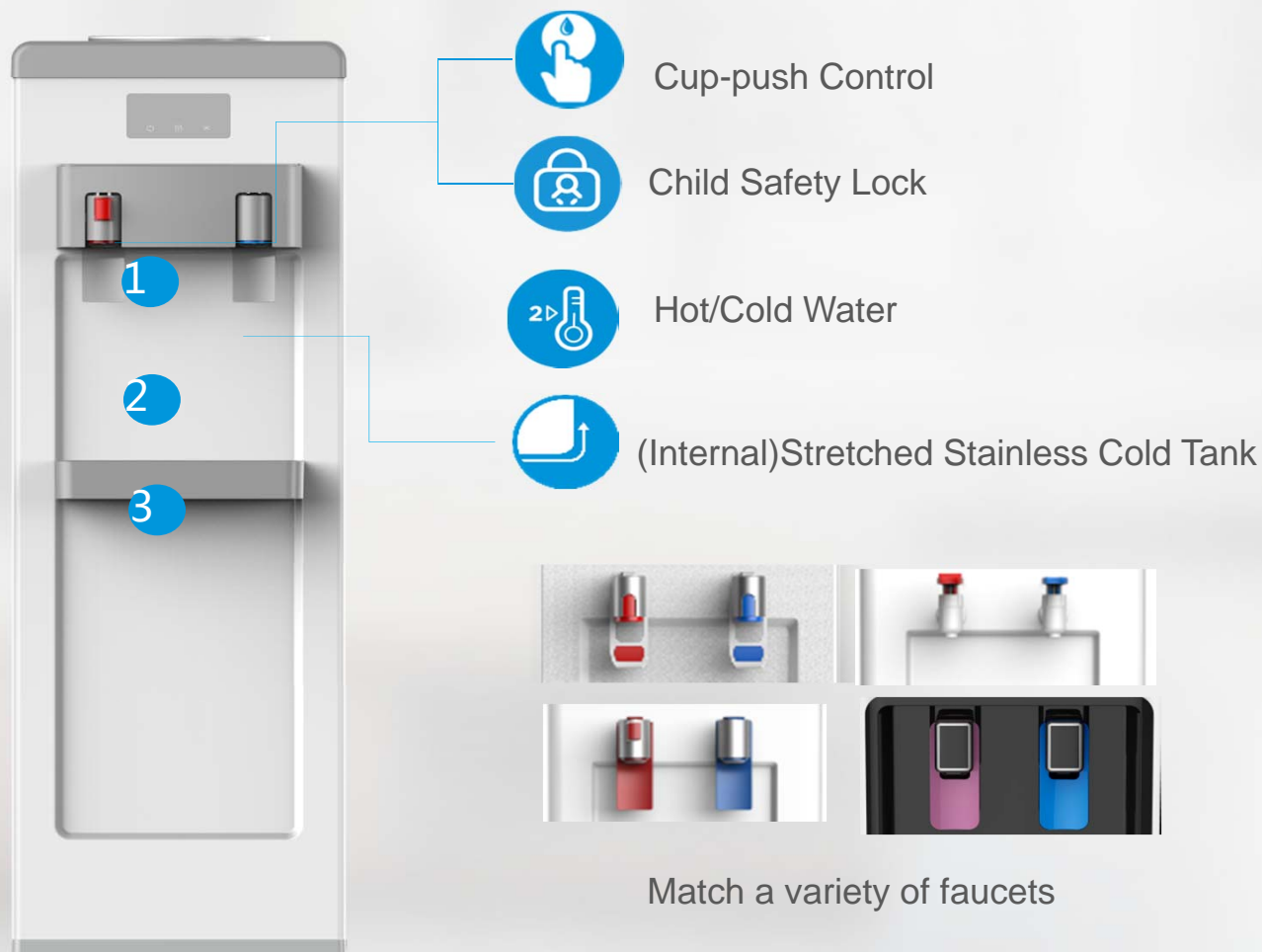
# WATER DISPENSER TOP LOADING

## YL1932S

NEWEST DESIGN,  
SIMPLE, FASHION AND TREND



# WATER DISPENSER TOP LOADING



## Product details:



# WATER DISPENSER TOP LOADING

Option: PCB indicator



1000mm



Option: decorative part

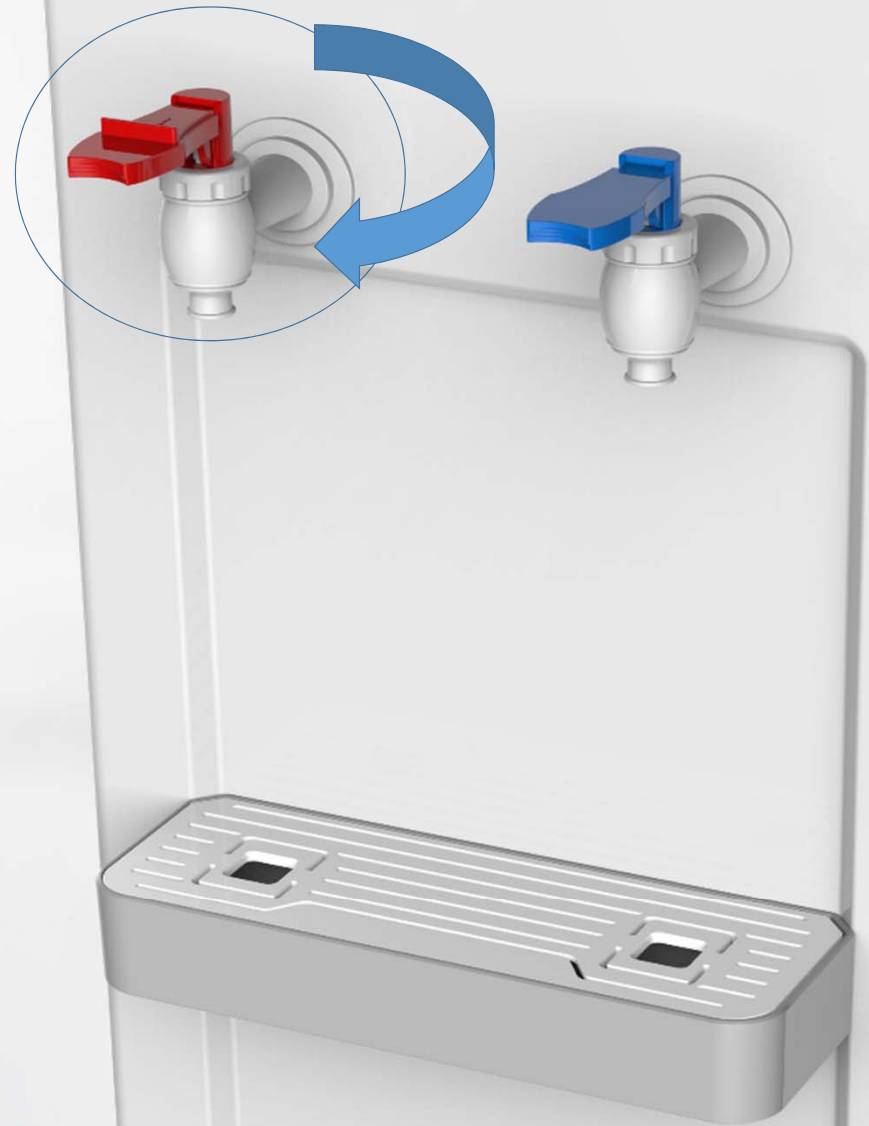

# WATER DISPENSER TOP LOADING

The product is higher than the A platform product.  
Large condenser, better heat dissipation performance



# WATER DISPENSER TOP LOADING

- Easy cleaning
- Match a variety of faucets



# WATER DISPENSER TOP LOADING


- **Removable Design**

Faucet is packed separately, and the volume of cabinets is greatly increased.

**Loading capacity +15%**



- **Drainpipe**

Hidden drainpipe that can be drained from the front without having to move the machine multiple times to drain from the back (remove the drip tray to drain).



# WATER DISPENSER TOP LOADING

Easy cleaning and maintenance by removing the bottle supporter and separator (Stretched Stainless Cold Tank can be easier to clean without cracks)





# WATER DISPENSER TOP LOADING

No middle supporting plate, no back cover design, after removing the condenser, the internal space is very large, can be convenient for maintenance.





# WATER DISPENSER TOP LOADING YL1932S-(DESIGN A)



Cooling Method	Compressor
Compressor Coil material	Aluminum(A)
Heated water temperature -(°C)	≥85°C
Heated water capacity min at 25 (°C) Ambient (L/hr)	4L/H
Chilled water temperature - nominal - (°C)/	≤10°C
Chilled water capacity min at 25 (°C) Ambient (L/hr)	2.0L/H
Hot Tank dimension	0.77L
Cold Tank dimension	3L
heating watts (W)	420W
Cooling watts (W)	120W
Product Dimensions ( mm )	310*350*1000
20GP/40GP/40HQ	220/455/455